

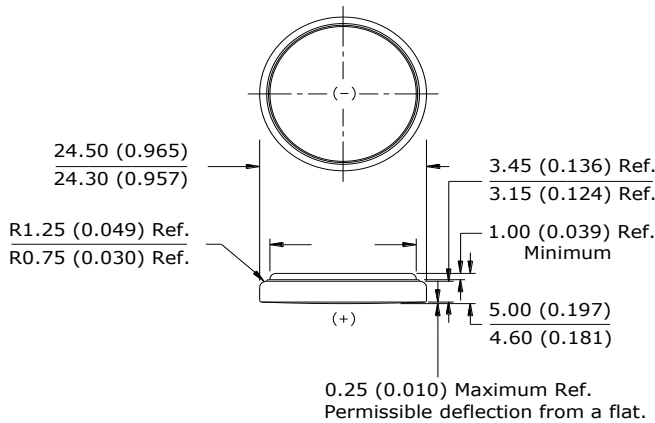
# ENERGIZER CR2450

## Lithium Coin



### Industry Standard Dimensions

mm (inches)



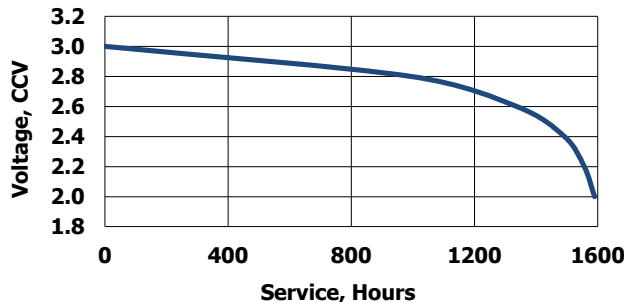
### Simulated Application test

Typical Performance at 21°C (70°F)

Schedule:	Typical Drains: at 2.9V (mA)	Load (ohms)	Cutoff 2.0V (hours)
Continuous	0.39	7,500	1,590

### Typical Discharge Characteristics

Load: 7.5K ohms - Continuous  
Typical Drain @ 2.9V: 0.39 mA

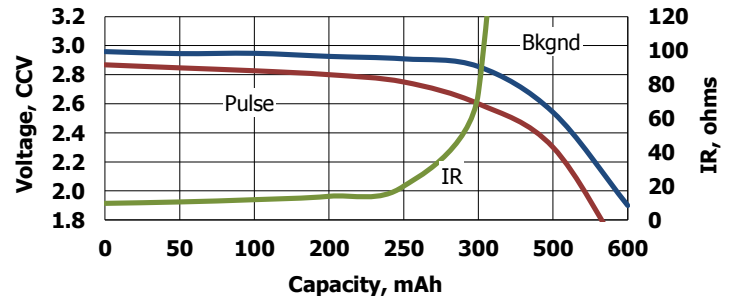


### Internal Resistance Characteristics

Pulse Test at 21°C (70°F)

**Bkgnd Drain:** Continuous  
7.5K ohms  
0.39 mA @2.9V

**Pulse Drain:** 2 seconds X 12 times/day  
300 ohms  
9.0 mA @2.7V



### Important Notice

This datasheet contains typical information specific to products manufactured at the time of its publication.  
**Contents herein do not constitute a warranty and are for reference only.**

### Specifications

<b>Classification:</b>	"Lithium Coin"
<b>Chemical System:</b>	Lithium / Manganese Dioxide (Li/MnO <sub>2</sub> )
<b>Designation:</b>	ANSI / NEDA-5029LC, IEC-CR2450
<b>Nominal Voltage:</b>	3.0 Volts
<b>Typical Capacity:</b>	620 mAh (to 2.0 volts) (Rated at 7.5K ohms at 21°C)
<b>Typical Weight:</b>	6.8 grams (0.22 oz.)
<b>Typical Volume:</b>	2.4 cubic centimeters (0.14 cubic inch)
<b>Max Rev Charge:</b>	1 microampere
<b>Energy Density:</b>	183 milliwatt hr/g, 647 milliwatt hr/cc
<b>Typical Li Content:</b>	< 0.3g
<b>Operating Temp:</b>	-30C to 60C
<b>Self Discharge:</b>	~1% / year

### Safety:



**(1) KEEP OUT OF REACH OF CHILDREN.** Swallowing may lead to serious injury or death in as little as 2 hours due to chemical burns and potential perforation of the esophagus. **Immediately see doctor; have doctor phone (800) 498-8666.**

**(2) Battery compartment design.** To prevent children from removing batteries, battery compartments should be designed with one of the following methods: a) a tool such as screwdriver or coin is required to open battery compartment or b) the battery compartment door/cover requires the application of a minimum of two independent and simultaneous movements of the securing mechanism to open by hand. Screws should remain captive with the battery door or cover.